

4 EasiBlank™ and Speed Bar The Diemaker's Blanker



Article # 04-11-B

Title: Save Time and Money with "The Diemakers Blanker"

EasiBlank™ is a revolutionary new blanking system manufactured by Euro Source of Ireland and distributed by Wagner Die Supply. This system is widely used in Europe and in the last year many have been installed in the United States.


What makes EasiBlank™ revolutionary?

Several attributes of this blanking system make it very appealing to everyone involved in the blanking process; from the person assembling the tool to the one running the press, and everyone in-between. Let's take a brief look at some of these attributes. The best place to start is cost. The price of the components is considerably less than other components on the market today. By reducing the cost involved in manufacturing blanker tooling, you will open doors to converters, allowing them to blank more jobs.

Cimex has developed a blanker program

for the EasiBlank™ system. This will allow programmers to produce the files for the blanker in a very timely manor. It definitely takes a lot of the guesswork out of the design of the tooling. It also produces dimensioned prints to make the tool assembly much easier. The package is a great aide in the blanker tool building process. The blanker module can be purchased as a stand-alone item for those who don't run Cimex. EasiBlank™ makes assembly of the frame a simple process. The frame kit comes with bars precut to length for each press, drilled and tapped for the centerline bracket, and with a scribed centerline. The kit also comes with four corner brackets and four bar to frame brackets. These hold the frame together and in the press. A sliding nut system allows assembly of the frame without the need for welding or drilling of any kind. Once assembled, minor adjust-

ments can be made with ease. The kit also contains a centering bracket that makes alignment in the




EasiBlank™ frame kit includes centering bracket for accurate press alignment.



press a snap. After assembling a few kits, you should be able to put one together in less than 30 minutes. Next comes the top board. It is attached to the frame using brackets that incorporate the same sliding nut system. Align the front and rear centerline on the frame with the centerlines in the top board, then tighten down. Alignment with the centerlines assures the tool is square.



Fully assembled EasiBlank™ blanker.



Convenient universal joggers can be used on the sides, front rear or interior of the blanker. These joggers along with other EasiBlank™ components are reusable.



EasiBlank™ features versatile, easy to use and reusable components like corner brackets ("A." above left), wood mounting brackets ("B." above left), and frame brackets (above right).

Now add joggers to the sides, front and rear. Grid to bar brackets are available for attaching bar stock or a grid to the frame if one is needed. The female is complete except for some sanding of lead edges for smooth sheet travel and possible tape for stacking in common knife areas. Now the female is ready to go.

See next page for more on EasiBlank™ and Speed Bar.

Title: Save Time and Money with "The Diemakers Blanker"



Speed Bar

The newest innovation for the male blanker is the Speedbar. The Speedbar is developed by SD Innovations and distributed by Wagner Die Supply. The Speedbar was designed with the same basic concept as EasiBlank™; to make the manufacturing of blankers less complex and less time consuming. The Speedbar is ready to go, right out of the box. No assembly of components or setting of the height is required. They come in four standard lengths; 9, 13, 16 and 26 inch, and are easily attached to the male board with two screws, no special holes to be programmed and cut into the board. This is the only presser compatible with the Bobst 'Quick Lock' system, which means faster, more accurate setup on press and saves three inches of storage space.


In conclusion, EasiBlank™ and Speedbar have both been designed to make blanker manufacturing less complex, less time consuming, and more cost effective. The cost savings can be found in three areas. A lower cost on components. Saving time (i.e. money) on assembly of tooling and in pre-makeready by allowing you to take advantage of your centerline / 'Quick Lock' system. Lastly, you save space when storing tooling, because whether you are using a bookshelf style of storage (which can shorten tool life) or a Henderson Rack storage system (which promotes longer tool life and more organization), you will be gaining three inches of space because Speedbars don't protrude out the back of the male blanker.



Speed Bars are available in 9, 13, 16 and 26 inch sizes, and are the only presser compatible with the Bobst "Quick Lock" system. Easy to install with screws, no special holes are needed to be programmed for installation.



EasiBlank™ blankers can be stored in a Henderson Storage System using these specially designed Easi Blank Hangers available from Wagner Die Supply.



■ **At Wagner Die Supply we are constantly adding new and innovative products that increase efficiency and simplify processes. EasiBlank™ is just one of many Wagner exclusive products designed to save you money and maximize productivity.**

For more information, please contact us at:
(800) 423-4478 toll free
or visit our website at
www.wagnerdiesupply.com



Wagner Die Supply®
Diemaking & Diecutting Source & Resource

Ontario, CA • Tacoma, WA • Dallas, TX • Elmhurst, IL

2041 Elm Court, Ontario, California 91761